



The perfect fit everytime with our doorsets.

simpli doorsets

Our internal doorset range is the simplest way to complete your project, delivering everything you need for the perfect finish everytime.

We can supply any XL Joinery style of door, including fire doors and pairs.

All you need to do is choose your look:



Choose a door from our extensive collection



Pick a lining* that suits your door style or specification



Add a handle to complement the look



Finish in style add an XL colour, stain or architrave

Then leave the rest to us.

We will deliver everything you need to install your door, as a pre-hung doorset. We've done everything to make life easy.

Fire Doorsets optional extras:

- Drop down threshold (DS-DDT)
- Door closer (DS-DC)
- Intumescent door viewer (DS-IDV)
- Batwing seals (DS-BSE)
- White smoke seals (DS-SSW)
- Oak smoke seals (DS-SSO)

*Simpli Doorset linings are available to view on page 11.



Pre-machined and installed door linings

Pre-machined and installed hinges

Any internal door from the XL range

Any handle from the XL range

Matching loose door stops



Manufactured in the UK

10 YEARS
Manufacturing Guarantee

Made by XL Umber Grey Laminate Palermo and Kama handle.



Fit the best. Fast.
Install in under 20 minutes.



Benefits

Quick Fit

Everything needed for your door installation, including latches and strike plates, come pre-installed.*

Precision Machinery

Our state of the art precision machines ensure uniformity across the manufacturing process.

Fire Door Kits

Simpli Doorsets, with all necessary intumescent strips, thresholds and closers.

Fit & Forget

There is a 10 year manufacturing guarantee on the complete system.

* Excluding the handle.

Manufacturing Simpli Doorsets

Made in our state of the art 140,000 square foot facility in West Yorkshire, our Simpli Doorset solution brings to market the best in doorset manufacturing, offering great looking doorsets that are quick and easy to install.

Our Manufacturing process

Prior to starting, all of the doorset components are thoroughly quality checked to ensure they meet our high standards, and any regulations. If bespoke finishing is specified, the door will first be sprayed in our spray shop by our skilled technicians. The hinges, ironmongery and intumescent strips (if required) will be precision routed via our CNC machine. The lining will also be finished to the agreed specification and then pre-machined. Any open cut-outs will be treated to ensure that they are fully sealed.

The doorsets will leave the millworks braced and checked, ensuring they meet all operational requirements as well as specification.

All of our Fire Doors are certified to building regulations, EN 1634-1 or BS 476 standards.

Manufacturing standards

Our sourcing of materials and the manufacturing process of Simpli Doorsets follows the strict guidelines of ISO 14001 and ISO 19001 environmental and quality management systems.



Fitting our doorsets in 9 easy steps



STEP 1

The doorset will arrive as shown with fitting pads attached. At this point finish the doorset in accordance with the finishing instructions.



STEP 2

Once finished slide the doorset into the opening until the fitting pads are touching the surrounding wall.



STEP 3

At this point the doorset can be squared using packers between the opening and the frame.



STEP 4

The doorset is secured into the opening by fixing three screws into the groove next to and three opposite the hinges. Two further screws should be fixed into the head.



STEP 5

The doorset should now be square with equal gaps between the door and the frame.



STEP 6

Remove the temporary stop latt.



STEP 7

Remove the bottom brace and the fitting pads.



STEP 8

Cut the stop latt (supplied) to the height and width of the door. Slide the stop latt into the groove which will cover the screws. Once installed the stop latt can be fixed in place.



STEP 9

Finally install the handle and test the doorset prior to use.

Dimensions

Frame dimensions and structural openings

Oak Veneer door lining widths available - 100mm, 120mm, 140mm

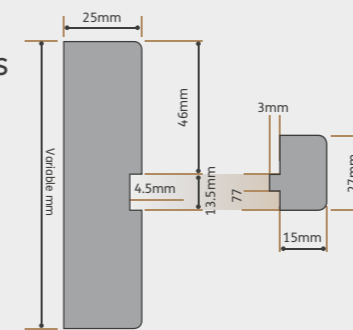
White Primed door lining widths available - 88mm, 94mm, 100mm, 120mm, 130mm, 140mm, 160mm

Bespoke size White Primed door lining widths available on request.

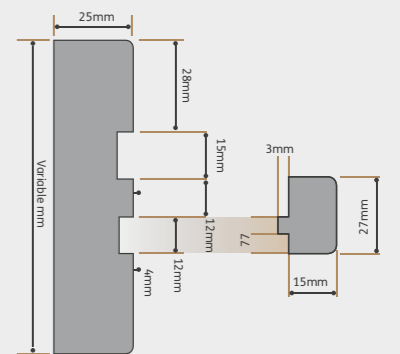
Door Width	Lining Thickness	Fitting Tolerance	Overall Door Kit Width	Structural Opening Width
533mm (21")	25mm	3mm	589mm	594mm
610mm (24")	25mm	3mm	666mm	671mm
686mm (27")	25mm	3mm	742mm	747mm
762mm (30")	25mm	3mm	818mm	823mm
813mm (32")	25mm	3mm	869mm	874mm
838mm (33")	25mm	3mm	894mm	899mm
526mm	25mm	3mm	582mm	587mm
626mm	25mm	3mm	682mm	687mm
726mm	25mm	3mm	782mm	787mm
826mm	25mm	3mm	882mm	887mm
926mm	25mm	3mm	982mm	987mm

The fitting tolerance relates to the gap between the door and the lining, this gap should be no greater than 3mm on each side. The above dimensions are the same for all Fire Doors and non-Fire Doors. The frame will need to be cut down in accordance to individual floor coverings, ensuring the gap under the door is no greater than 10mm on Fire Doors and 3mm on Fire and Smoke Doors. Default undercut is 13mm.

Standard lining components



FD30 firecheck lining components



Handles

Internal handles are available for the Simpli Doorsets from the XL Joinery handle range.

Delivery



Doorsets palletised for delivery. Handles, additional ironmongery and stop latt are incorporated within the delivery, but not fitted.

Larger projects can be sent as one plot per pallet.

Internal door accessories & finishing options

Add that special finishing touch

The introduction of Oak architraves and skirtings really takes the interior of a property to another level. The pre-finished range complements our range of doors helping to add a sense of consistent harmony to any property.

Modern architrave



Modern skirting



Ogee architrave



Ogee skirting



Be it a traditional or contemporary interior, make a bold impact and cater to your space with Colours by XL.

With Colours by XL, our skilled craftsmen handle the hard work. Spraying and finishing to the same exacting standards you'd expect of any tradesperson, and achieving the kind of beautiful finish that can make a room shine.

Smooth Finishes

Choose any one of our White Primed doors in any one of the colours below.

Glacier Code: PFC-GLACIER	Chantilly Code: PFC-CHANTILLY	Isabella Code: PFC-ISABELLA	Merlin Code: PFC-MERLIN	Fern Code: PFC-FERN
Ember Code: PFC-EMBER	Storm Code: PFC-STORM	Slate Code: PFC-SLATE	Cinder Code: PFC-CINDER	Cosmos Code: PFC-COSMOS

Oak Finishes

Choose any one of our Unfinished Oak doors in any one of the stains below.*

Blanco Code: PFOS-BLANCO	Crema Code: PFOS-CREMA	Latte Code: PFOS-LATTE	Cappuccino Code: PFOS-CAPPUCCINO	Americano Code: PFOS-AMERICANO
------------------------------------	----------------------------------	----------------------------------	--	--

A clear standard finish is also available upon request.

* Certain styles may not be available.

Ordering our doorsets



1. Choose your look.



2. Receive a quote.



3. Place your order.



4. Install the doorset.



5. Fit ironmongery.



6. Enjoy your beautiful doorset for years to come.

Handing & storage

Doorsets should always be stored flat, ideally in the same room where they are to be installed. They should be protected from damp and dirt and located in an area where they will not be damaged during storage. Doorsets should be left in their protective packaging until ready to either be treated or installed.

Doors should not be installed where extremes of temperature or humidity can occur, for example a newly plastered room. In new build environments the doors should only be installed as part of the 'final fit' when the property is ready for final decoration. Gentle internal heating or/and good ventilation of the building will help reduce the effect of humid conditions and extremes of heat.

Finishing

Liners

For doorsets with a Pre-Finished Oak Liner and a Pre-Finished door, these are ready to install straight away. For doorsets with a White Primed Liner, these can be painted in situ.

Doors

Pre-finished doors in our doorsets do not need finishing prior to fitting and therefore these doorsets can be installed straight away.

Our Unfinished Oak doors, White Primed doors, White Moulded and Pine doors will need to be fully treated, prior to fitting. They will require a light sanding using fine grade sandpaper (grit number 240 or 320).

For White Primed Doors and White Moulded Doors, only a paint finish is suitable.

For Unfinished Oak doors and Pine Doors, a good quality paint, stain or varnish suitable for veneered doors can be used.

All timber surfaces should be fully finished. When applying the finish pay particular attention to sealing the timber end grain on the tops and bottoms of the doors. Ensure that all lock, latch and hinge cut-outs are also fully treated. Failure to treat all the timber surfaces may lead to excessive changes in moisture content which will cause the timber to shrink or swell, possibly causing splits and distortion.

Take care when finishing glazed doors to ensure that the finish does not go on the glass. Secondary protection such as masking tape may be necessary, including on Paint and Peel protected doors.

Finishing reminders:

Do:

- ✓ Apply to all faces and edges
- ✓ Apply the same number of coats equally to the face, edges, lock, latch and hinge cut outs
- ✓ Apply at least 1 coat of finish as soon as possible after unpacking the door

Don't:

- ✗ Use thin penetrating seals, oils, wax, dyes or hard brittle finishes
- ✗ Use thinned/mixed paints or stains
- ✗ Mix incompatible products, e.g. paint on one door face and stain on the opposite

Maintenance

Regular maintenance of the finish must be carried out to ensure the long term protection of the doors.

Our guarantees

We pride ourselves on supplying quality products, and are pleased to offer the following guarantees on our products:

- 1 Year Manufacturer's Defect Warranty on Frames and Linings
- 25 Year Manufacturing Defect Warranty on all Oak Original Palermo and Oak Original Suffolk doors.
- 10 Year Manufacturing Defect Warranty on all Oak, Walnut, Laminates, White Primed and Pine door products.
- 5 Year Manufacturer's Defect Warranty on Handle Packs
- 1 Year Manufacturer's Defect Warranty on White Moulded doors.

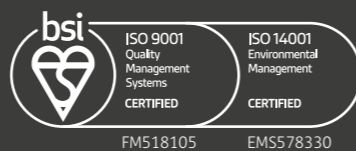
All Guarantees are subject to the doorset being prepared, installed and treated in accordance with our recommendations for installation, subject to the terms set out below. The manufacturer warrants that all doors (except those expressly excluded from this warranty) shall be free from defects in material and workmanship which would render the said doors unserviceable or unfit for their ordinary, recommended use, for a period of ten years from the date of purchase.

This warranty extends and is available only to the first retail purchaser of the door(s) and is not available and may not be enforced by any person to whom such door(s) are transferred by such a purchaser. Subject as expressly provided in these terms, and except where the doors are sold to a person dealing as a consumer (within the meaning of the Unfair Contract Terms Act 1977), all warranties, conditions or other terms implied by statute or common law are excluded to the fullest extent permitted by law. Where the doors are sold under a consumer transaction as defined by the Customer Transaction (Restrictions on Statements) Order 1976 the statutory rights of the purchaser are not affected by these terms. The following matters are also excluded from this warranty: Unsatisfactory service or appearance, or any other defect caused by failure to follow recommended handling, fitting finishing and maintenance instructions.

The appearance of field finished doors is not warranted in any event. Natural variations in the colour or texture of wood shall not be considered as defects. Warp, twist cup or bow shall not be considered a defect unless they exceed the following tolerances: Warp, 6mm in the plane of the door itself; Cup, 2mm across the width of the door; Bow, 4mm along the length of the door. Any warranty against warp does not apply in any event to the following: all doors which are wider than 914mm, or higher than 2,134mm doors that are improperly hung or do not swing freely. Delamination caused by failure to protect and seal all exposed surfaces of the door including failure to lacquer top and bottom edges of the door. In respect of doors covered by this warranty, the manufacture may, as its option and in its sole discretion, either repair the door(s) without charge or replace the door(s) without charge, in the same state of fitting and/or finishing as was originally supplied and the manufacturer shall have no further liability whatsoever to the purchaser.

We are honoured to be...

- ISO 9001 Accredited
- ISO 14001 Accredited
- CE Compliant Products
- Guild of Architectural Ironmongers
- Guild of Master Craftsmen Member
- British Woodworking Federation
- Door & Hardware Federation
- Building Regulations Compliant



Simpli Doorset linings

Type	Depth	Standard Lining	Double Lining	Fire Door Lining
65mm Latch	88mm	WPDS88-65	WPDS88-65D	WPDS88FD-65
75mm Latch	88mm	WPDS88-75	WPDS88-75D	WPDS88FD-75
65mm Bathroom Lock	88mm	WPDS88-65B	-	WPDS88FD-65B
75mm Bathroom Lock	88mm	WPDS88-75B	-	WPDS88FD-75B
65mm Latch	94mm	WPDS94-65	WPDS94-65D	WPDS94FD-65
75mm Latch	94mm	WPDS94-75	WPDS94-75D	WPDS94FD-75
65mm Bathroom Lock	94mm	WPDS94-65B	-	WPDS94FD-65B
75mm Bathroom Lock	94mm	WPDS94-75B	-	WPDS94FD-75B
65mm Latch	100mm	WPDS100-65	WPDS100-65D	WPDS100FD-65
75mm Latch	100mm	WPDS100-75	WPDS100-75D	WPDS100FD-75
65mm Bathroom Lock	100mm	WPDS100-65B	-	WPDS100FD-65B
75mm Bathroom Lock	100mm	WPDS100-75B	-	WPDS100FD-75B
65mm Latch	120mm	WPDS120-65	WPDS120-65D	WPDS120FD-65
75mm Latch	120mm	WPDS120-75	WPDS120-75D	WPDS120FD-75
65mm Bathroom Lock	120mm	WPDS120-65B	-	WPDS120FD-65B
75mm Bathroom Lock	120mm	WPDS120-75B	-	WPDS120FD-75B
65mm Latch	130mm	WPDS130-65	WPDS130-65D	WPDS130FD-65
75mm Latch	130mm	WPDS130-75	WPDS130-75D	WPDS130FD-75
65mm Bathroom Lock	130mm	WPDS130-65B	-	WPDS130FD-65B
75mm Bathroom Lock	130mm	WPDS130-75B	-	WPDS130FD-75B
65mm Latch	140mm	WPDS140-65	WPDS140-65D	WPDS140FD-65
75mm Latch	140mm	WPDS140-75	WPDS140-75D	WPDS140FD-75
65mm Bathroom Lock	140mm	WPDS140-65B	-	WPDS140FD-65B
75mm Bathroom Lock	140mm	WPDS140-75B	-	WPDS140FD-75B
65mm Latch	100mm	PFODS100-65	PFODS100-65D	PFODS100FD-65
75mm Latch	100mm	PFODS100-75	PFODS100-75D	PFODS100FD-75
65mm Bathroom Lock	100mm	PFODS100-65B	-	PFODS100FD-65B
75mm Bathroom Lock	100mm	PFODS100-75B	-	PFODS100FD-75B
65mm Latch	120mm	PFODS120-65	PFODS120-65D	PFODS120FD-65
75mm Latch	120mm	PFODS120-75	PFODS120-75D	PFODS120FD-75
65mm Bathroom Lock	120mm	PFODS120-65B	-	PFODS120FD-65B
75mm Bathroom Lock	120mm	PFODS120-75B	-	PFODS120FD-75B
65mm Latch	140mm	PFODS140-65	PFODS140-65D	PFODS140FD-65
75mm Latch	140mm	PFODS140-75	PFODS140-75D	PFODS140FD-75
65mm Bathroom Lock	140mm	PFODS140-65B	-	PFODS140FD-65B
75mm Bathroom Lock	140mm	PFODS140-75B	-	PFODS140FD-75B

WHITE PRIMED

PRE-FINISHED OAK

Fire Doors come with intumescent strips pre-fitted in the linings (Brown on Pre-Finished Oak, White on White Primed). Product is supplied flat pack and ready to assemble on site. All door linings are 25mm thick.



XL Joinery Limited
Holden Ing Way
Birstall
West Yorkshire
WF17 9AD

Sales
Phone. +44 (0)1924 350500
Fax. +44 (0)1924 350525
Email: sales@xljoinery.co.uk

Technical Helpline
Phone. 07000 785571

www.xljoinery.co.uk

We reserve the right to alter specifications without prior notice.

Our Installation Treatment and Care Instructions and Customer Care Policy can be viewed on the XL Joinery Website – please visit www.xljoinery.co.uk

The colours in this brochure are reproduced digitally and are printed as accurately as current technology will allow. All errors and omissions excepted. All sizes are nominal and subject to normal trade tolerances.

Images are provided for illustration purposes only.